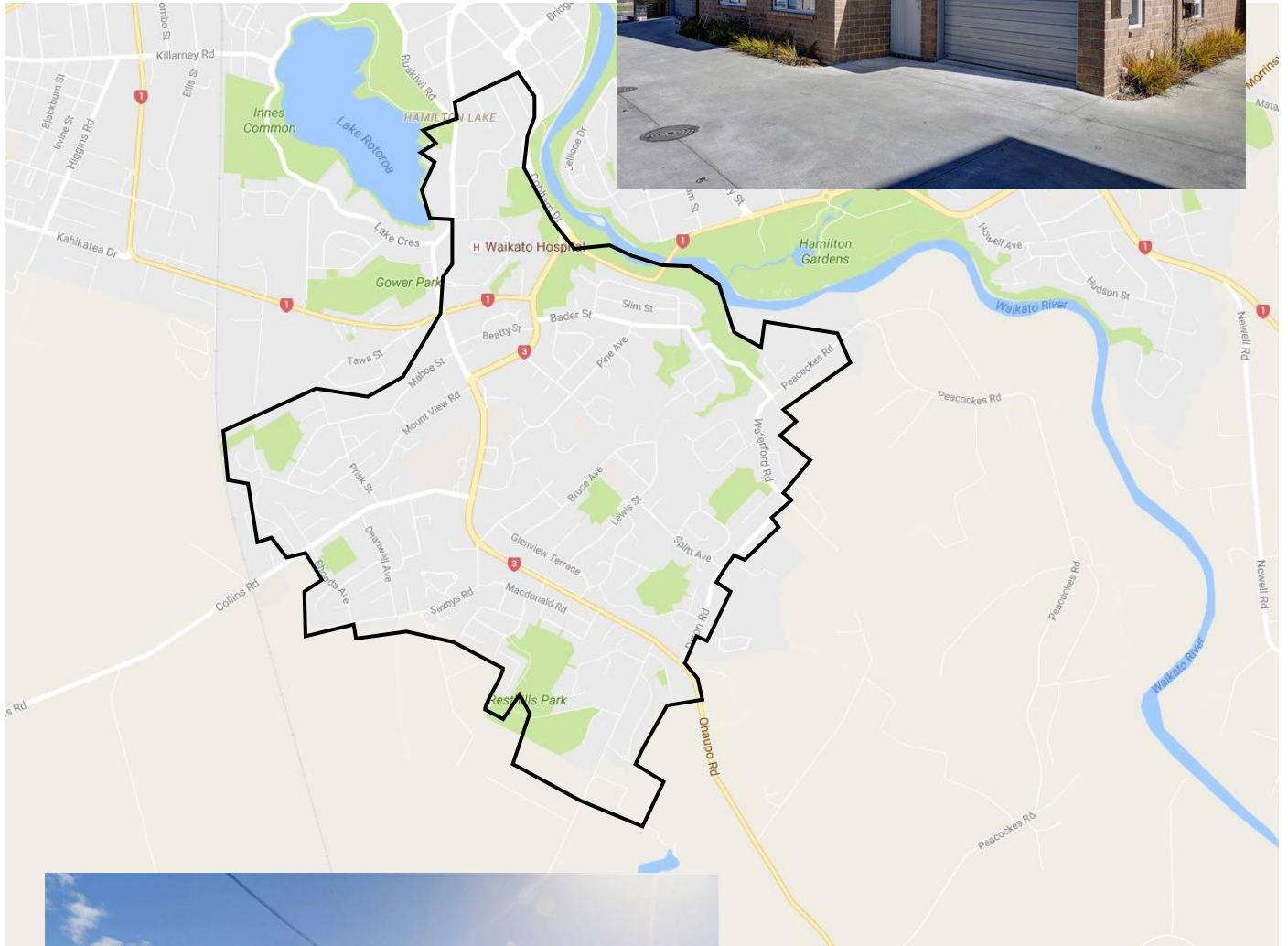




Territory Guide: Melville

Hire-A-Hubby Territory Profile

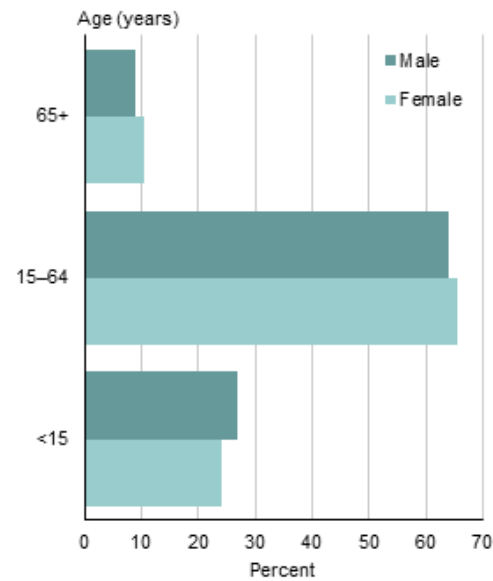


Territory Demographics



AGE AND GENDER

Total Population



Source: Statistics New Zealand

- The median age (half are younger, and half older, than this age) is 30.1 years for people in Melville. The median age in Hamilton City is 32.2 years.
- 9.8 percent of people in Melville are aged 65 years and over, compared with 11.4 percent of the total Hamilton City population.
- 25.4 percent of people are aged under 15 years in Melville, compared with 21.5 percent for all of Hamilton City.

Source: Statistics New Zealand

Broad age group and sex of people



RELATIONSHIP STATUS



Source: Statistics New Zealand

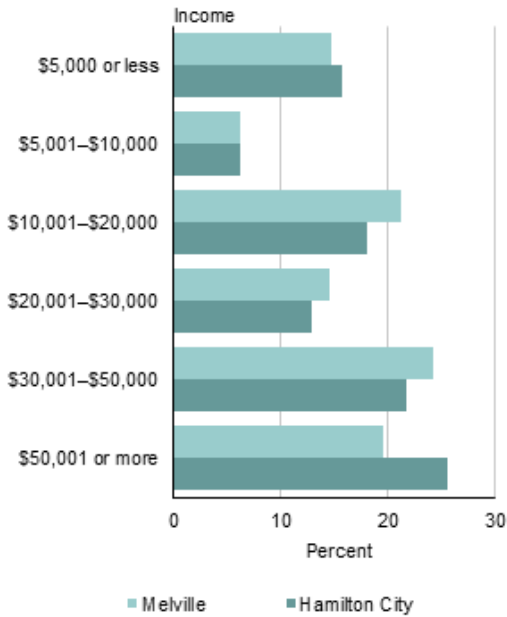
Total population aged 15 years and over

- 43.8 percent of people aged 15 years and over living in Melville have never married, 39.4 percent are married, and 16.9 percent are separated, divorced or widowed.
- 29.0 percent of people in Melville aged 15 years and over who have never been married live with a partner.

Source: Statistics New Zealand

Legally registered relationship status for people aged 15 years and over.

INCOME



Source: Statistics New Zealand

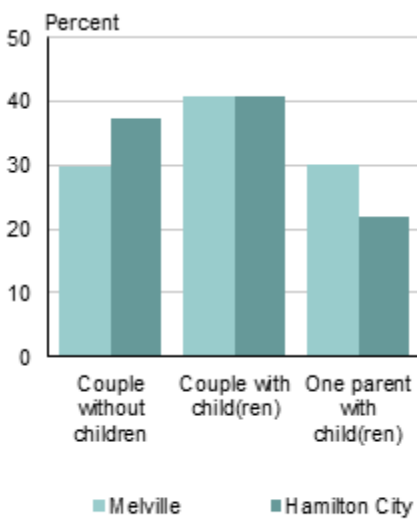
Total population aged 15 years and over

- For people aged 15 years and over, the median income (half earn more, and half less, than this amount) in Melville is \$25,500. This compares with a median of \$27,700 for all of Hamilton City.
- 42.0 percent of people aged 15 years and over in Melville have an annual income of \$20,000 or less, compared with 39.9 percent of people for Hamilton City as a whole.
- In Melville, 19.6 percent of people aged 15 years and over have an annual income of more than \$50,000, compared with 25.6 percent of people in Hamilton City.

Source: Statistics New Zealand

Total personal income for people aged 15 years and over.

FAMILY STRUCTURE



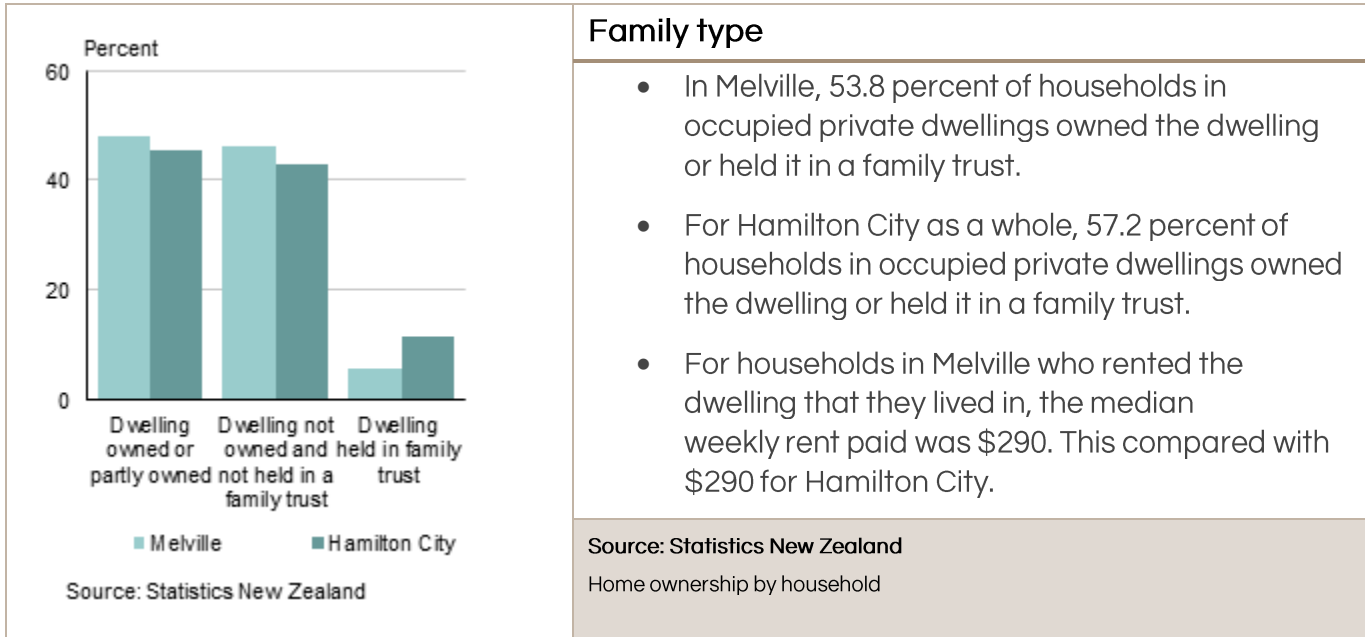
Source: Statistics New Zealand

Family type

- Couples with children make up 40.6 percent of all families in Melville, while couples without children make up 29.7 percent of all families.
- In Hamilton City, couples with children make up 40.7 percent of all families, while couples without children make up 37.2 percent of all families.
- 30.0 percent of families in Melville are one parent with children families, while one parent with children families make up 22.0 percent of families for Hamilton City as a whole.

Source: Statistics New Zealand

Family Type



Family type

- In Melville, 53.8 percent of households in occupied private dwellings owned the dwelling or held it in a family trust.
- For Hamilton City as a whole, 57.2 percent of households in occupied private dwellings owned the dwelling or held it in a family trust.
- For households in Melville who rented the dwelling that they lived in, the median weekly rent paid was \$290. This compared with \$290 for Hamilton City.

Source: Statistics New Zealand

Home ownership by household



Contact

Hire-A-Hubby, Unit 8, 49 Sainsbury Road, Auckland 1025, New Zealand

0800 692 643