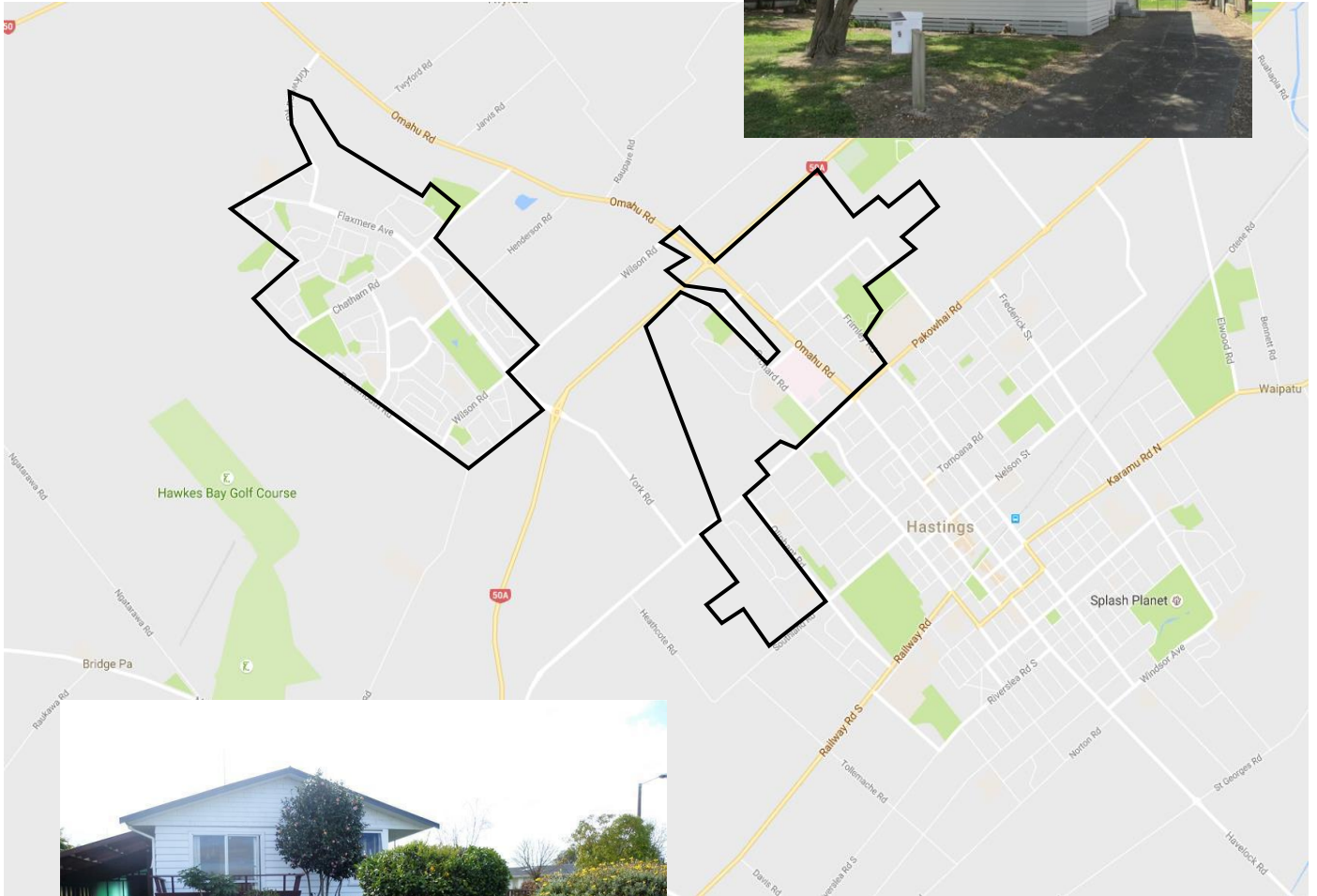




Territory Guide: Flaxmere

Hire-A-Hubby Territory Profile

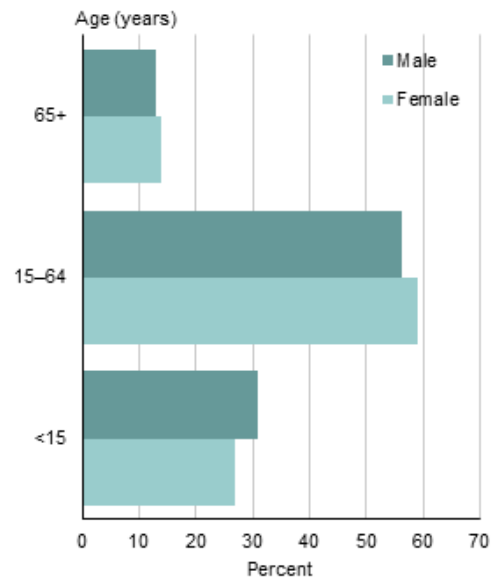


Territory Demographics



AGE AND GENDER

Total Population



Source: Statistics New Zealand

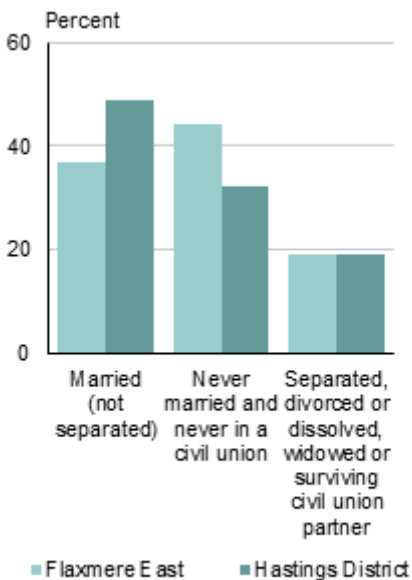
- The median age (half are younger, and half older, than this age) is 30.6 years for people in Flaxmere East. The median age in Hastings District is 39.5 years.
- 13.4 percent of people in Flaxmere East are aged 65 years and over, compared with 15.5 percent of the total Hastings District population.
- 28.8 percent of people are aged under 15 years in Flaxmere East, compared with 22.9 percent for all of Hastings District.

Source: Statistics New Zealand

Broad age group and sex of people



RELATIONSHIP STATUS



Source: Statistics New Zealand

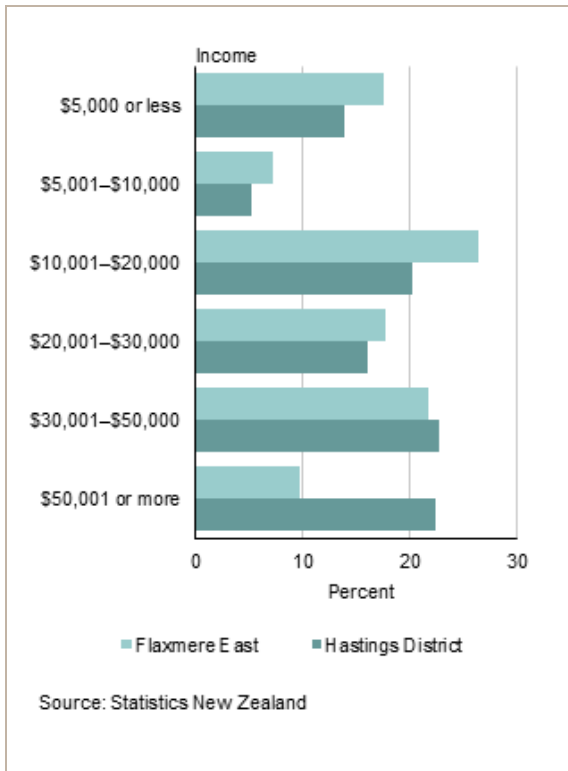
Total population aged 15 years and over

- 44.2 percent of people aged 15 years and over living in Flaxmere East have never married, 36.8 percent are married, and 19.1 percent are separated, divorced or widowed.
- 26.5 percent of people in Flaxmere East aged 15 years and over who have never been married live with a partner.

Source: Statistics New Zealand

Legally registered relationship status for people aged 15 years and over.

INCOME



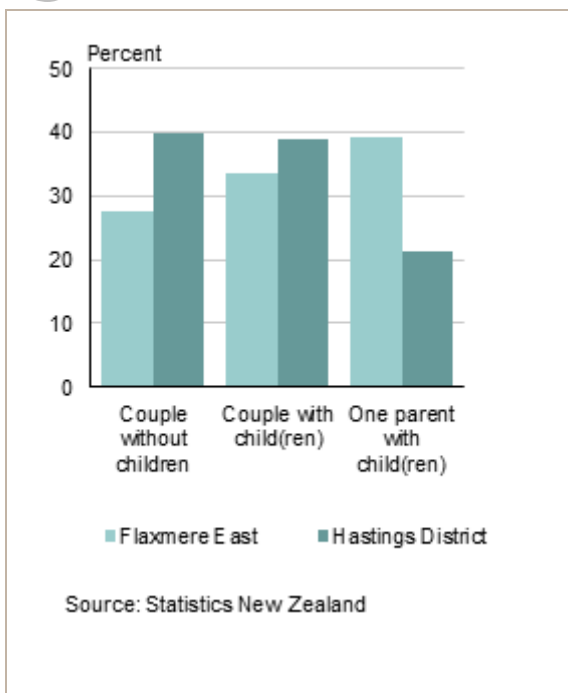
Total population aged 15 years and over

- For people aged 15 years and over, the median income (half earn more, and half less, than this amount) in Flaxmere East is \$19,600. This compares with a median of \$26,500 for all of Hastings District.
- 51.0 percent of people aged 15 years and over in Flaxmere East have an annual income of \$20,000 or less, compared with 39.1 percent of people for Hastings District as a whole.
- In Flaxmere East, 9.4 percent of people aged 15 years and over have an annual income of more than \$50,000, compared with 22.3 percent of people in Hastings District.

Source: Statistics New Zealand

Total personal income for people aged 15 years and over.

FAMILY STRUCTURE

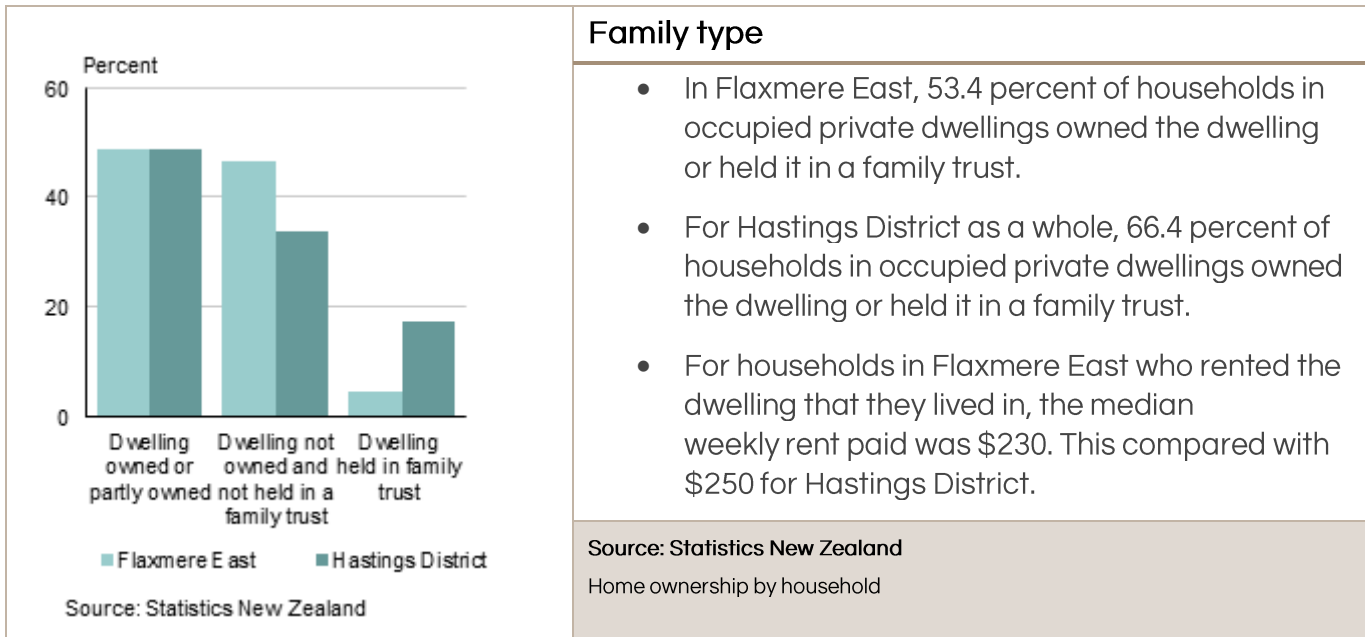


Family type

- Couples with children make up 33.4 percent of all families in Flaxmere East, while couples without children make up 27.4 percent of all families.
- In Hastings District, couples with children make up 38.9 percent of all families, while couples without children make up 39.9 percent of all families.
- 39.1 percent of families in Flaxmere East are one parent with children families, while one parent with children families make up 21.2 percent of families for Hastings District as a whole.

Source: Statistics New Zealand

Family Type



Family type

- In Flaxmere East, 53.4 percent of households in occupied private dwellings owned the dwelling or held it in a family trust.
- For Hastings District as a whole, 66.4 percent of households in occupied private dwellings owned the dwelling or held it in a family trust.
- For households in Flaxmere East who rented the dwelling that they lived in, the median weekly rent paid was \$230. This compared with \$250 for Hastings District.

Source: Statistics New Zealand
Home ownership by household



Contact

Hire-A-Hubby, Unit 8, 49 Sainsbury Road, Auckland 1025,
New Zealand
0800 692 643