



Territory Guide: Millwater

Hire-A-Hubby Territory Profile

 TERRITORY MAP | MILLWATER

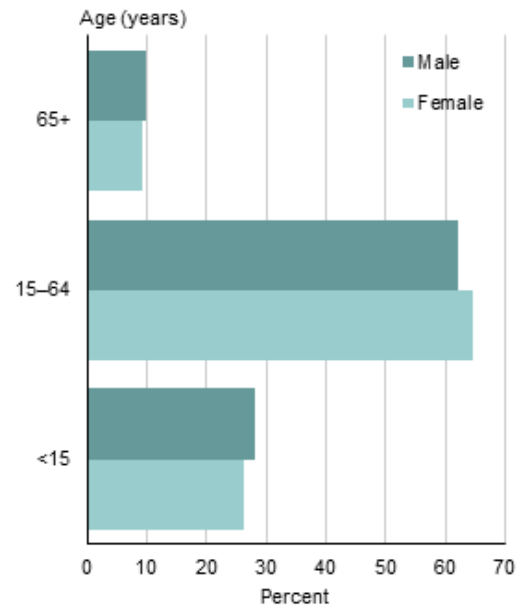


Territory Demographics



AGE AND GENDER

Total Population



Source: Statistics New Zealand

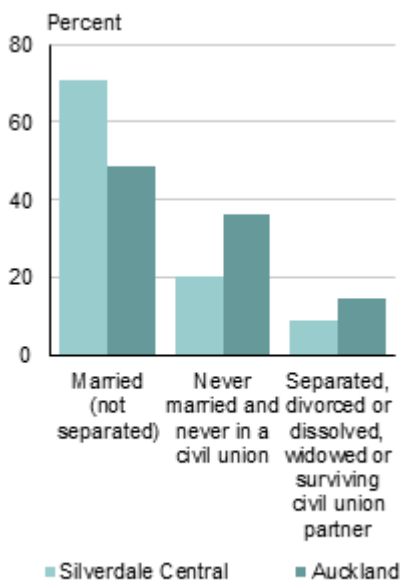
- The median age (half are younger, and half older, than this age) is 37.0 years for people in Silverdale Central. The median age in Auckland is 35.1 years.
- 9.3 percent of people in Silverdale Central are aged 65 years and over, compared with 11.5 percent of the total Auckland population.
- 27.4 percent of people are aged under 15 years in Silverdale Central, compared with 20.9 percent for all of Auckland.

Source: Statistics New Zealand

Broad age group and sex of people



RELATIONSHIP STATUS



Source: Statistics New Zealand

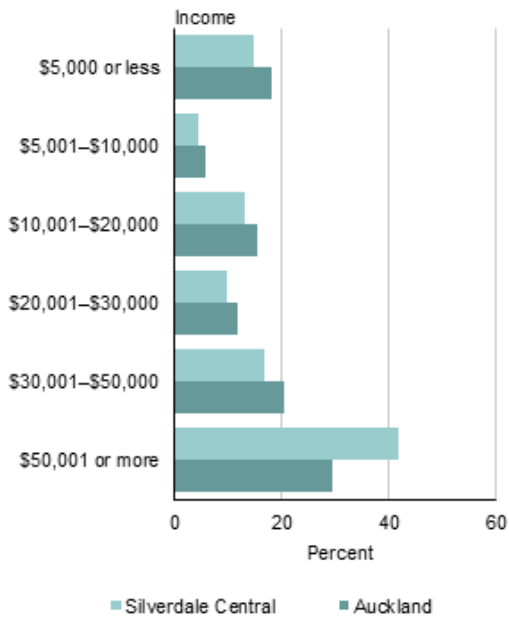
Total population aged 15 years and over

- 20.2 percent of people aged 15 years and over living in Silverdale Central have never married, 70.7 percent are married, and 8.9 percent are separated, divorced or widowed.
- 24.4 percent of people in Silverdale Central aged 15 years and over who have never been married live with a partner.

Source: Statistics New Zealand

Legally registered relationship status for people aged 15 years and over.

INCOME



Source: Statistics New Zealand

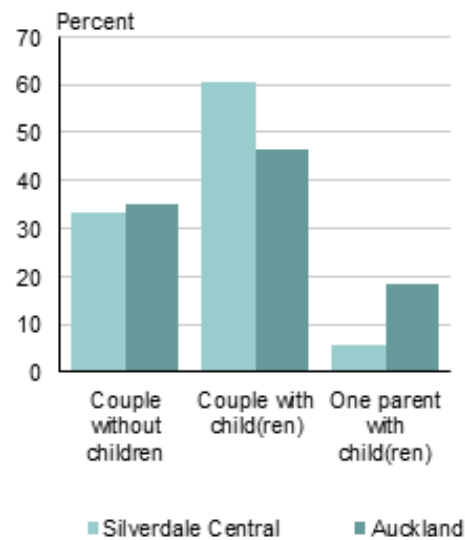
Total population aged 15 years and over

- For people aged 15 years and over, the median income (half earn more, and half less, than this amount) in Silverdale Central is \$39,500. This compares with a median of \$29,600 for all of Auckland.
- 32.0 percent of people aged 15 years and over in Silverdale Central have an annual income of \$20,000 or less, compared with 39.0 percent of people for Auckland as a whole.
- In Silverdale Central, 41.6 percent of people aged 15 years and over have an annual income of more than \$50,000, compared with 29.2 percent of people in Auckland.

Source: Statistics New Zealand

Total personal income for people aged 15 years and over.

FAMILY STRUCTURE



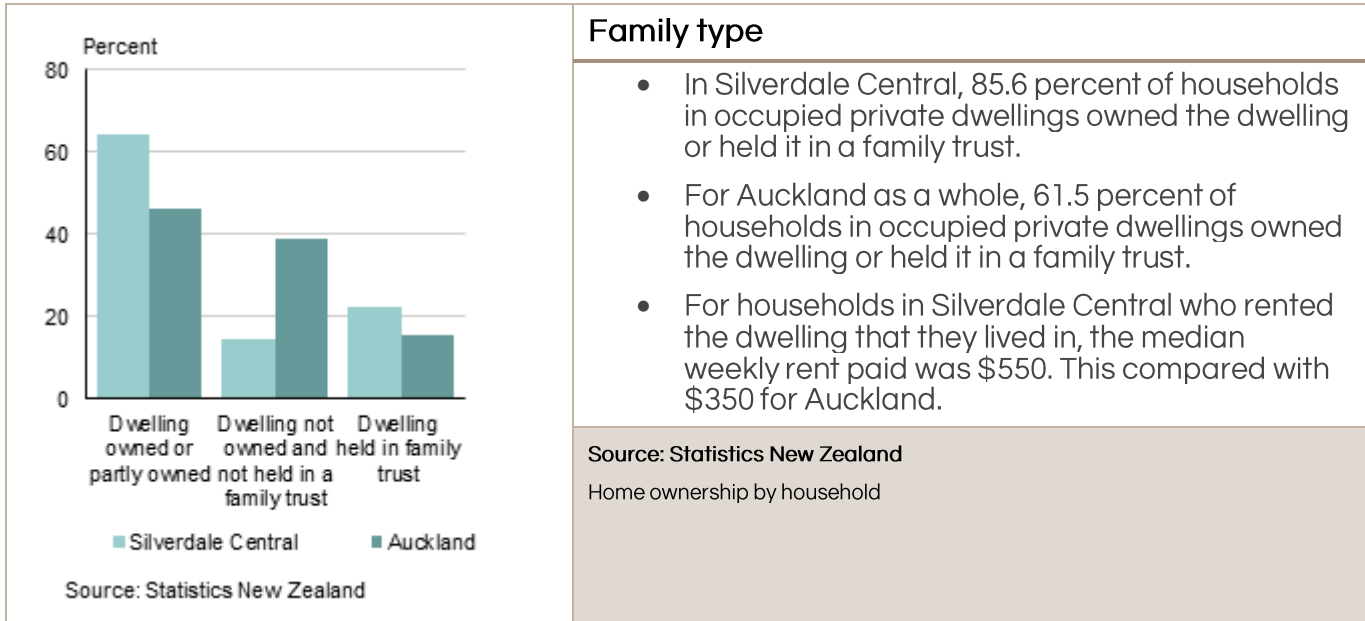
Source: Statistics New Zealand

Family type

- Couples with children make up 60.7 percent of all families in Silverdale Central, while couples without children make up 33.1 percent of all families.
- In Auckland, couples with children make up 46.5 percent of all families, while couples without children make up 35.1 percent of all families.
- 5.6 percent of families in Silverdale Central are one parent with children families, while one parent with children families make up 18.4 percent of families for Auckland as a whole.

Source: Statistics New Zealand

Family Type



Family type

- In Silverdale Central, 85.6 percent of households in occupied private dwellings owned the dwelling or held it in a family trust.
- For Auckland as a whole, 61.5 percent of households in occupied private dwellings owned the dwelling or held it in a family trust.
- For households in Silverdale Central who rented the dwelling that they lived in, the median weekly rent paid was \$550. This compared with \$350 for Auckland.

Source: Statistics New Zealand

Home ownership by household



Contact

Hire-A-Hubby, Unit 8, 49 Sainsbury Road, Auckland 1025, New Zealand

0800 692 643